

SW19



SW19

SW19 Chair is the perfect multi-purpose, high density stackable chair with metal frame.



Stacks up to 40 high



Available with arms



Linking options available



SW19

Durability & Strength

The SW19 chair has been strength tested for severe contract use at Furniture Industry Research Association (FIRA) and successfully satisfied the applicable test requirements from: BS EN 1022:2005 & BS EN 16139:2013 Test Level 1.



10 Year
Guarantee



Weighs only
6.5kg



PRODUCT ENVIRONMENTAL PASSPORT



SW19

DESCRIPTION

SW19 Chair is the perfect multi-purpose, high density stackable chair with metal frame.

SUPPLIERS

We only work with suppliers that demonstrate an understanding and dedication to sustainability and the use of recyclable materials.

RECYCLABLE PACKAGING

The SW19 is 100% packaged with recyclable cardboard. In instances where we are conducting an installation ourselves (not via a third party) all packaging is retained and returned to our factory for re-use.

FLEXIBLE SPECIFICATIONS

In some instances product specifications can be altered to meet criteria that relate to the environmental performance of products and materials. For example, we are able to apply water based lacquers, wooden grommets etc.

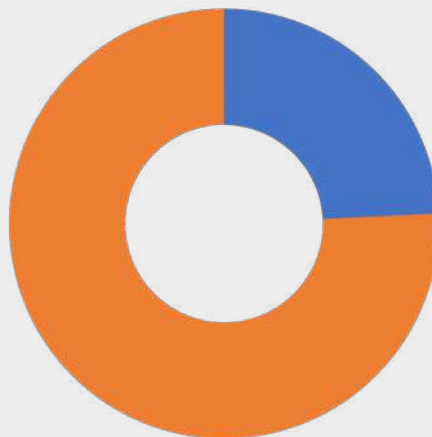
NDG ACCREDITATIONS

- ✓ FSC®
- ✓ FISP
- ✓ ISO:14001
- ✓ ECCS

PACKAGING

- ✓ RECYCLED MATERIAL
- ✓ RECYCLABLE AFTER USE

MATERIAL CONTENT



- 24% WOOD BASED MATERIAL
- 75% METALS
- 0.04% PLASTIC

MATERIAL EMBODIED CARBON

20.16 kg CO₂e

NEW DESIGN GROUP ARE PROUD TO BE
A CARBON NEUTRAL MANUFACTURER

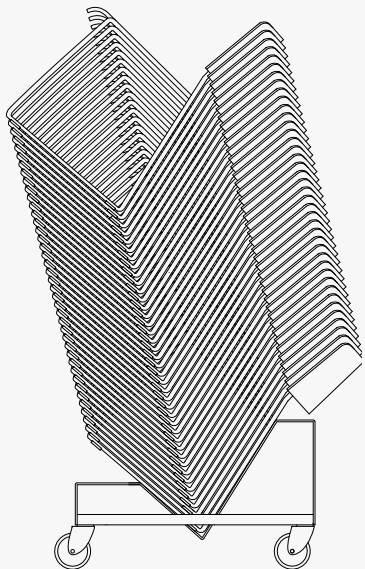


BASED ON FULLY UPHOLSTERED SW19 CHAIR

SW19

Stacking & storage


- Chair trolleys can support 40 unupholstered and 25 upholstered chairs



SINGLE TROLLEY DIMENSIONS

40 UNUPHOLSTERED CHAIRS
1685 (H) X 510 (W) X 1108 (D)

25 UPHOLSTERED CHAIRS
1620 (H) X 510 (W) X 960 (D)



SW19

Finishes

Seat & back is available in either beech or oak and can be stained, lacquered or fully upholstered.

LACQUER FINISHES

GRAPHITE BLACK RAL 9011	TRAFFIC WHITE RAL 9016	STONE GREY RAL 7030	GRASS GREEN RAL 6010	REED GREEN RAL 6013	
AZURE BLUE RAL 5009	SKY BLUE RAL D2 220 60 15	WINE RED RAL 3005	CARMINE RED RAL 3002	RED ORANGE RAL 2001	SIGNAL YELLOW RAL 1003

METAL FINISHES

RAL 9005 TEXTURED	RAL 9010 TEXTURED	RAL 7035 TEXTURED	RAL 7024 TEXTURED
GOLDEN BEACH	STEEL BLUE GREY	INNOKO SABLÉ	ANODIC BRONZE



Wide range
of upholstery

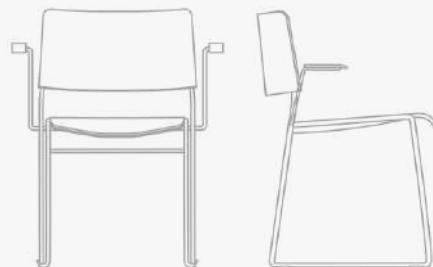


SW19

Dimensions



SIDE CHAIR
SEAT HEIGHT 465
OVERALL WIDTH 485
OVERALL DEPTH 550



ARMCHAIR
SEAT HEIGHT 465
OVERALL WIDTH 630
OVERALL DEPTH 550

CAD

Click to download



SW19 - PROJECTS



GLOUCESTER CATHEDRAL




SW19 - PROJECTS



SW19 - PROJECTS



SW19 - PROJECTS



SW19 - PROJECTS



SW19 - PROJECTS

