

R TABLE

The R table is a very cost effective table system for meeting rooms and dining applications.

- With natural veneer tops and powder coated bases there is a huge number of combinations.
 - The tables are also available in non-standard top sizes and shapes.
 - Pop-up power units are optional through the hollow column.
 - Can also be specified as fixed to the floor.
-



British Design



British Made



Available as fixed



5 year guarantee



R TABLE

SIZES

The R table is available in 3 different heights

TOP OPTIONS

MFC - Matching 2mm ABS square edge

MFMDf - Matching 2mm ABS chamfered edge

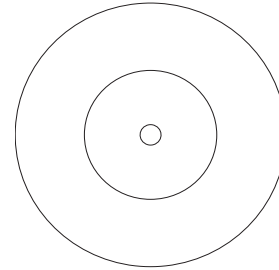
Fenix - Matching 2mm ABS square edge

Fenix - Matching 2mm ABS chamfered edge

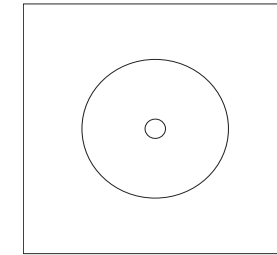
Veneer - Matching 3mm solid square edge

Veneer - Chamfered edge

DIMENSIONS (IN MM)

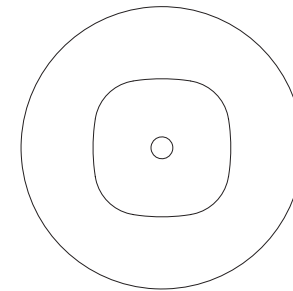


ROUND
Ø 600
Ø 800
Ø 900
Ø 1000
Ø 1200

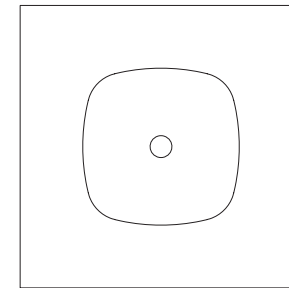


SQUARE
750 X 750
800 X 800
900 X 900

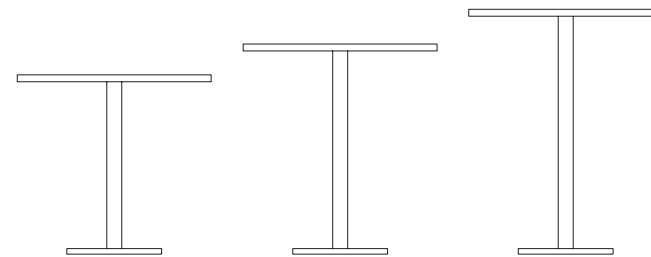
/RSB Rounded Square Base Option



ROUND
Ø 600
Ø 800
Ø 900
Ø 1000
Ø 1200



SQUARE
750 X 750
800 X 800
900 X 900



/CT
COFFEE TABLE HEIGHT
460

/ST
STANDARD HEIGHT
740

/PH
POSER HEIGHT
1070

R TABLE



R TABLE



R TABLE



R TABLE

