

# PEN

---

The Pen table offers a modern look to the and looks great when specified with our PAD seating range.

Top shapes are designed to work closely with the seating ranges and are available in a range of melamine, laminate, Fenix or veneer.

The minimal tapered legs come in solid oak as standard.

---



British Design



British Made



Available as fixed



5 year guarantee

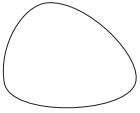


# PEN

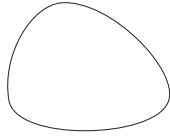
---

Dimensions (in mm)

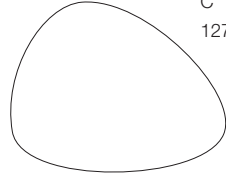
A  
650 X 500



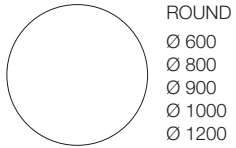
B  
880 X 700



C  
1270 X 930



/CT  
COFFEE TABLE HEIGHT  
460



ROUND  
Ø 600  
Ø 800  
Ø 900  
Ø 1000  
Ø 1200



SQUARE  
600 X 600  
750 X 750  
800 X 800  
900 X 900



RECTANGLE  
1200 X 600

# PEN TABLE



# PEN TABLE

