

# NIMBUS TABLE - FLIP-TOP

The Nimbus table is an extremely versatile range, The unique foot detail is available on a single T, double TT, Y and cruciform base, enabling small sizes where needed in spaces such as informal meeting rooms as well as large configurations for boardroom scenarios. The Nimbus table range also has a matching credenza and fixed top version to enable continuity of design and finish throughout your project.

---

**FIRA strength tested: BS EN 15372:2008 Test Level 2**

---



British Design



British Made



Fixed version available



10 year guarantee



Modular linking system



Power & data compatible



Family of products

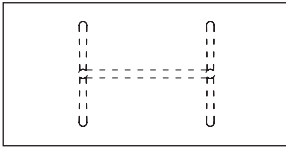


# NIMBUS TABLE - FLIP-TOP

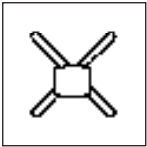
---

**DIMENSIONS (IN MM)**

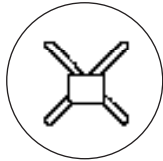
RECTANGLES  
1500 X 750  
1600 X 800  
1800 X 900  
2000 X 1000



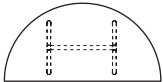
SQUARE  
800 X 800



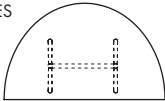
ROUND  
900 Ø



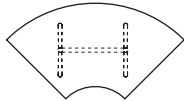
HALF ROUNDS  
1800 X 900  
2000 X 1000



HALF ELLIPSES  
1500 X 867  
1600 X 927

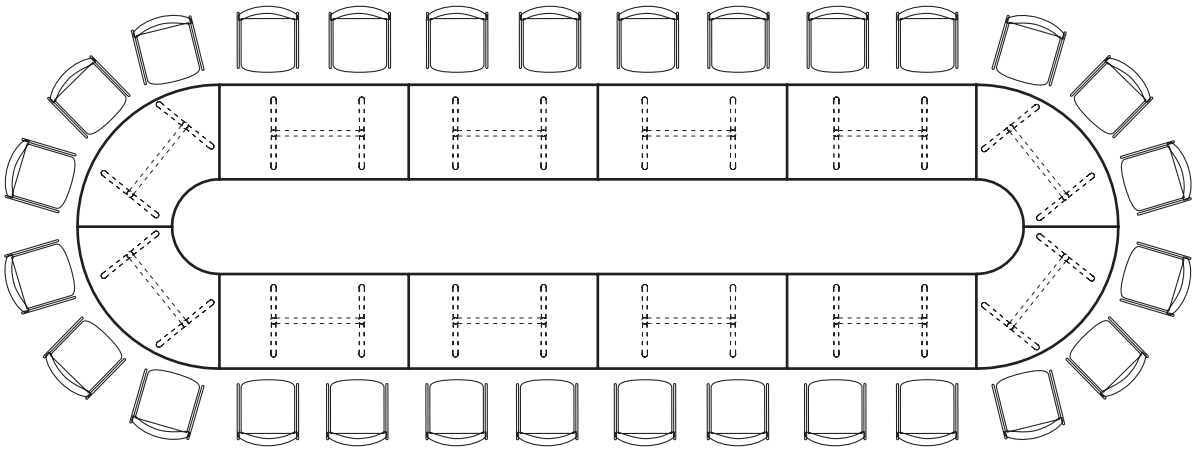


CRESCENTS  
1250 X 800  
1250 X 900

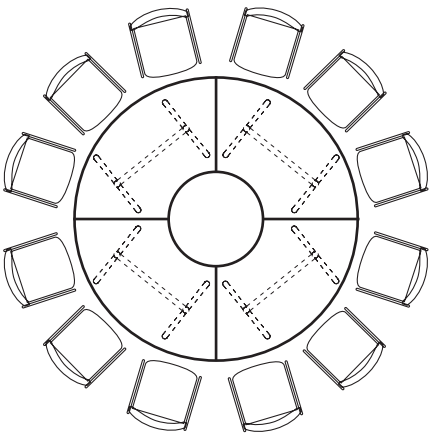


# NIMBUS TABLE - FLIP-TOP

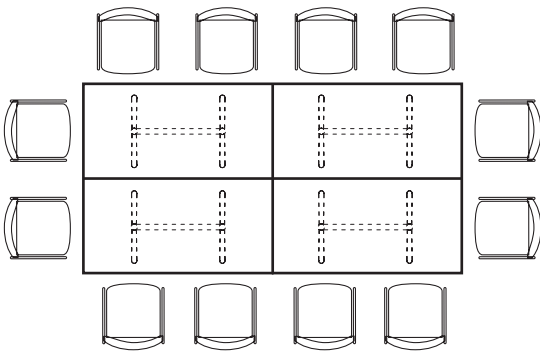
## TYPICAL LAYOUTS



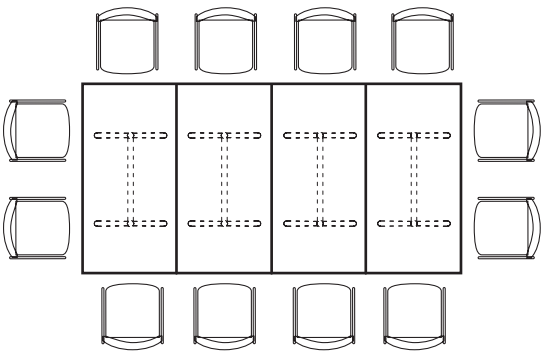
4 X CRESCENTS 1250 RADIUS X 800MM DEEP +  
8 X RECTANGLES 1600 X 800MM - OVERALL DIMENSIONS 8900 X 2500MM TO SEAT 28



4 X CRESCENTS 1250 RADIUS X 800MM DEEP  
OVERALL DIMENSIONS 2500 X 2500MM TO SEAT 12



4 X RECTANGLES 1600 X 800MM  
OVERALL DIMENSIONS 3200 X 1600MM TO SEAT 12



4 X RECTANGLES IDEALLY 1600 X 800MM  
OVERALL DIMENSIONS 3200 X 1600MM TO SEAT 12



## NIMBUS TABLE - FLIP-TOP

---





## NIMBUS TABLE - FLIP-TOP

---





## NIMBUS TABLE - FLIP-TOP

---

