

# JONTY TABLE

---

The Jonty Table is available with square or rectangle tops in five sizes. The exposed plywood edges are clear lacquered and have a subtle cut-back convex profile.

Tops are beech veneer or white laminate as standard.

As with the Jonty chairs, the table frames and top edges can be solid colour lacquered.

Designed by: Simon Pengelly

---



British Design



Matching chair available



Family of products



10 year guarantee

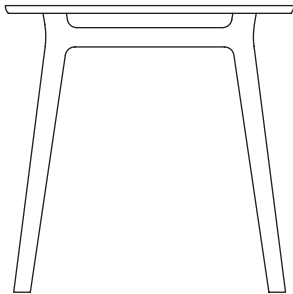


# JONTY TABLE

Dimensions (in mm)


Jonty table square







width **750 / 900**  
depth **750 / 900**  
height **740**



Jonty table rectangle

width **1200 / 1800 / 1800**  
depth **750 / 750 / 900**  
height **740**



Stains and colours						
/SC, or /SCF, or /SCTP + colour ref. No.	 white <b>1</b> RAL 9016	 black <b>2</b> RAL 9011	 red <b>3</b> RAL 3002	 olive green <b>4</b> RAL D2 100 60 20	 grey <b>5</b> RAL 7022	 light blue <b>6</b> RAL D2 180 80 05
Minimum quantities apply for all colours and for alternative laminate top colours POA.						
Colours shown are indicative only and for reference. Please check RAL/BS swatches for precise colours.						

# JONTY TABLE

---



# JONTY TABLE

---



# JONTY TABLE

---



# JONTY TABLE

---

